



2024-2025 Third Grade Supply List

Please send all items listed below with your child on the first day of school:

- 1 Package sharpened #2 pencils
- 1 Pack of colored pencils (12 count)
- 1 Pack of markers in primary colors (10 count)
- 2 Pens (blue or black – replaced as needed)
- 1 Red pen
- 3 Highlighters
- 1 Pair of student scissors
- 1 Pack glue stick (3 count)
- 1 pair of wired headphones
- 1 CLOTH napkin or towel for snack and lunch (will go home daily to be washed)
- 1 Pencil case (generous size)
- 1 Clean old sock / 2 Dry erase markers
- 1 Composition notebook
- 2 Spiral notebooks (70 Sheets)
- 6 Folders (solid colors should be plastic)
 - 1 Green
 - 1 Blue
 - 1 Yellow
 - 1 Red
 - 1 Purple
 - 1 Any color/design
- 3 Large containers of antibacterial wipes
- 2 boxes of tissues
- Refillable water bottle

Summer Recess is upon us!

Dear Future 3rd Graders,

This summer, while resting, playing and generally having a great time, I would like to encourage you and your family to spend some time reading. To help guide you, I am providing a Summer Reading BINGO board. I hope this will make reading enjoyable and help you continue to develop a love for reading.


As you complete a square, please have an adult initial the square. The Bingo board should be brought back to school during the first week. Let's see how many Bingos you can get!

In addition, if you would like to read even more, stop by your local Barnes and Noble. They have their own summer reading challenge. If you complete it, you get a free book!

If you find something great to read, please share that with others including your classmates and teachers. I hope this activity will result in some enjoyable reading time for you all!!

Love,

Mrs. Roberts

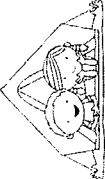
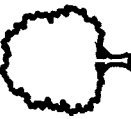
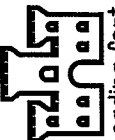





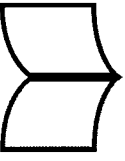
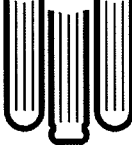








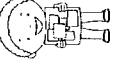



's Summer Reading Challenge

Name _____

This summer let **READING** spark your imagination and light up new learning! Take the Summer Reading Challenge!

- Talk with your grown up before starting any of the activities
- Set a goal. How many squares do you think you can complete this summer?
- Color in the boxes as you finish
- Complete 15 or more. Return the first week of school for a bookmark!

<p>Camp out with a good book</p>  <p>Make a tent using sheets or blankets. Read in your tent.</p>	<p>Nature lover</p>  <p>Find a shady spot to read outside.</p>	<p>Reading Fort</p>  <p>Build a reading fort out of pillows or other items. Read in your fort.</p>	<p>Cozy Reading</p>  <p>Set up a special reading space where you can be extra cozy. Read for 20 minutes in your special spot.</p>	<p>Animal Lover</p>  <p>Find a cozy spot and read to a pet or a stuffed animal.</p>
<p>Unplug</p>  <p>Turn off the TV and your electronic devices and video games and spend that time reading instead.</p>	<p>Night Reader</p>  <p>Grab a flashlight and read in the dark.</p>	<p>Story TIME</p>  <p>Set a timer for 10 minutes. Read for the first 10 minutes. Exercise for the second 10 minutes. Repeat.</p>	<p>Oldie but Goodie</p>  <p>Read a book that is an old favorite of yours.</p>	<p>Newbie</p>  <p>Try a new book series.</p>
<p>Share a Story</p>  <p>Read with someone older than you.</p>	<p>Share a Story</p>  <p>Read to someone younger than you.</p>	<p>Share a Story</p>  <p>Call a grown up friend or family member. Read to them over the phone or video chat.</p>	<p>Just READ!</p>  <p>Read a favorite book and RETELL the story to someone at home.</p>	<p>Share a Story</p>  <p>Read an informational book. Write or draw 3-6 facts you learned from the book.</p>
<p>Library Love</p>  <p>Visit your public library and check out books that you WANT to read just for fun.</p>	<p>Get Creative</p>  <p>Read. Then make something creative about your book.</p>	<p>Visit a Book Store</p>  <p>Visit your local book store. Hunt for book characters you know on the covers of books. Write or draw them on the back of this page.</p>	<p>Continue the Story</p>  <p>Read a fiction book. Continue the story. Write or draw what might happen next.</p>	<p>Just the Facts</p>  <p>Read an informational book. Write or draw 3-6 facts you learned from the book.</p>